

Zürcher Kunstturnertage 2018 - Kunstturnen Männer

Wädenswil




12./13. Mai 2018

EP

Rang	Name	Jahrg.	Verein							Total	
1	Lars Holzer	2010	KTV Dietikon	3.5 12.350	14.0 13.100	33.5 12.400	61.5 11.500	113.5 13.200	23.5 13.200	120.3 75.750	G/M
2	Alexej Naumov	2010	TV Opfikon-Glattbrugg	3.5 11.700	54.0 13.350	13.8 13.000	11.5 11.100	183.5 12.900	53.5 13.050	320.6 75.100	S
3	Ruwen Kissling	2010	TV Rickenbach ZH	3.0 11.250	94.0 13.250	23.5 12.250	91.8 11.825	43.5 13.250	13.5 13.050	320.1 74.875	B
4	Leano Frangao	2011	TV Rüti	3.5 11.850	33.0 11.250	373.8 12.600	41.8 12.050	23.5 12.750	83.5 12.850	820.2 73.350	*
5	Benjamin Karolinskiy	2010	TV Wädenswil	3.5 11.000	133.0 12.600	53.5 12.650	21.5 11.525	103.5 12.600	153.5 12.950	619.8 73.325	*
6	Leo Drake	2010	TV Opfikon-Glattbrugg	3.5 11.350	84.0 12.600	53.5 11.850	151.8 12.150	133.5 12.550	193.5 12.750	1220.9 73.250	*
7	Stefano Di Lisi	2009	TV Wädenswil	3.5 12.200	23.0 12.150	113.5 11.950	131.5 11.875	33.0 12.850	73.0 12.200	2918.8 73.225	*
8	Vincent Brombacher	2011	TV Rüti	3.5 11.500	63.0 12.150	113.5 12.050	121.8 11.425	133.5 12.900	53.5 12.650	1819.9 72.675	*
9	Florin Wiesmann	2010	TV Neftenbach	3.0 10.850	154.0 13.050	43.5 11.800	181.8 11.325	153.5 12.750	83.0 12.250	2819.4 72.025	*
10	Dylan Poulton	2010	Kutu Freienstein-Rorbas	3.0 10.850	154.0 11.900	183.0 11.500	241.8 11.800	53.0 12.750	83.5 12.700	1619.4 71.500	*
11	Curdin Rupli	2010	TV Opfikon-Glattbrugg	3.0 10.600	203.0 11.950	153.5 11.850	151.8 11.625	83.0 12.600	153.5 12.750	1218.4 71.375	*
12	Leon Knöpfel	2010	TV Neftenbach	3.0 9.650	363.0 12.400	73.5 12.500	51.5 10.950	223.0 12.650	133.5 12.800	1118.3 70.950	*
13	Glen Müller	2011	TV Rüti	3.5 11.500	63.0 11.450	303.5 11.450	261.5 11.625	83.0 12.700	113.0 12.200	2918.8 70.925	*
14	Fabrice Büchel	2010	TV Neftenbach	3.0 10.500	223.0 11.900	183.0 11.050	351.8 11.775	63.0 12.500	223.5 13.150	218.4 70.875	*
15	Gian Ganster	2010	TV Hegi	3.5 10.550	213.0 11.550	283.5 12.300	71.8 10.850	273.5 12.600	153.5 12.750	1218.7 70.600	*
16	Justin Uyi	2010	TV Henggart	3.0 9.850	313.0 11.050	433.5 12.650	21.5 11.425	133.0 12.650	133.5 12.850	818.8 70.475	*
17	Alassane Böhm	2010	TV Wädenswil	3.0 10.850	153.0 11.450	303.5 12.100	111.8 11.475	123.0 12.150	333.5 12.450	2318.4 70.475	*
18	Dominic Rösler	2010	TV Opfikon-Glattbrugg	3.0 11.100	103.0 11.100	403.0 11.400	301.5 10.625	383.5 13.150	33.5 12.850	818.3 70.225	*
19	Edgar Mkrтчhyan	2009	STV Wetzikon	3.5 10.300	254.0 11.900	183.0 11.900	141.5 11.025	213.0 12.250	313.5 12.750	1219.3 70.125	*
20	Gian Lechmann	2009	TV Bülach	3.0 9.950	293.0 12.400	73.0 11.150	331.5 11.050	203.0 12.550	193.5 13.000	517.2 70.100	*
21	Timon Heller	2011	TV Bülach	3.0 11.050	113.0 12.200	103.5 11.500	241.5 10.750	303.0 12.100	353.5 12.500	2217.7 70.100	*
22	Dario Angst	2011	TV Bülach	3.0 11.050	113.0 12.400	73.5 11.700	211.5 10.900	253.0 12.300	293.0 11.750	4317.8 70.100	*
23	Rafael Imfeld	2009	TV Wädenswil	3.5 10.900	143.0 11.350	343.5 11.000	361.5 10.950	223.5 12.950	43.5 12.400	2419.3 69.550	*
24	Luca Clement	2009	TV Stäfa	3.5 11.800	43.0 11.450	303.0 10.450	491.8 10.350	493.0 12.500	223.5 12.400	2417.7 68.950	*
25	Levin Schmitt	2009	TV Henggart	3.0 9.650	363.0 11.750	233.5 11.850	151.8 10.400	483.5 12.500	223.5 12.700	1618.9 68.850	*
26	Nico Iselin	2011	KTV Dietikon	3.0 10.800	183.0 10.800	503.5 11.600	231.5 10.700	333.5 12.550	193.0 12.150	3118.3 68.600	*
27	Luka Azdajic	2010	TV Niederhasli	3.0 10.300	253.0 11.950	153.5 11.700	211.5 10.075	523.5 12.400	263.5 12.150	3118.2 68.575	*
28	Leonas Lindner	2008	TV Wädenswil	3.0 9.550	403.0 12.150	113.0 11.750	201.8 10.700	333.0 11.900	393.5 12.400	2417.2 68.450	*
29	Lias Ludwig	2010	TV Bülach	3.0 9.800	333.0 11.950	153.5 11.450	261.5 10.525	433.0 11.850	423.5 12.650	1818.3 68.225	*

Zürcher Kunstturnertage 2018 - Kunstturnen Männer
Wädenswil
12./13. Mai 2018

EP







Rang	Name	Jahrg.	Verein							Total		
30	Philipp Gofflin	2010	TV Wädenswil	3.0 10.100 27	3.0 11.900 18	3.0 11.450 26	1.8 10.600 40	3.0 11.600 48	3.5 12.400 24	17.2	68.050	*
31	Matteo Büttner	2011	TV Stäfa	3.0 9.950 29	3.0 11.650 27	3.0 10.550 45	1.5 10.725 32	3.0 12.350 28	3.5 12.650 18	17.8	67.875	
32	Maximilian Benz	2009	TV Opfikon-Glattbrugg	3.5 10.500 22	3.0 11.800 22	3.5 10.700 41	1.5 10.600 40	3.0 12.050 36	3.0 12.050 35	17.5	67.700	
33	Finn Christian Durussel	2010	STV Wetzikon	3.0 8.950 43	3.0 11.700 24	3.5 11.800 18	1.8 10.700 33	3.5 12.600 15	3.0 11.850 40	17.7	67.600	
34	Sebastian Zähringer	2011	TV Hegi	3.0 9.600 39	3.0 11.700 24	3.0 10.700 41	1.8 11.275 16	3.0 11.900 39	3.0 11.950 37	17.4	67.125	
35	Simon Marquardt	2009	TV Neftenbach	3.0 9.750 34	1.0 9.150 56	3.5 12.300 7	1.5 11.750 7	3.0 12.050 36	3.0 12.050 35	16.3	67.050	
36	Corsin Schürmann	2010	TV Wädenswil	3.0 10.400 24	3.0 11.350 34	3.0 10.850 37	1.5 10.875 26	3.0 11.450 52	3.0 11.850 40	17.3	66.775	
37	Fynn Brunner	2010	KTV Dietikon	3.0 9.850 31	3.0 10.600 51	3.5 11.150 33	1.5 10.625 38	3.0 12.400 26	3.0 11.700 44	17.8	66.325	
38	Laurin Deiss	2009	TV Opfikon-Glattbrugg	3.5 10.650 19	3.0 12.150 11	3.5 12.200 10	0.0 5.775 56	3.0 12.300 29	3.5 12.900 7	18.0	65.975	
39	Matti Peter	2009	TV Rickenbach ZH	3.0 8.100 52	3.0 11.450 30	3.5 10.800 38	1.5 10.425 46	3.0 12.500 22	3.0 12.150 31	17.0	65.425	
40	Ilian Reutter	2010	STV Wetzikon	3.0 8.850 45	3.0 11.100 40	3.5 11.450 26	1.5 10.925 24	3.0 11.700 46	3.0 11.250 51	17.0	65.275	
41	Marlon Berni	2010	TV Henggart	3.0 8.750 47	3.0 11.700 24	2.5 10.500 48	1.5 10.525 43	3.0 12.150 33	3.0 11.550 47	16.8	65.175	
42	Neilo Stuker	2011	TV Hegi	3.0 8.950 43	3.0 10.600 51	3.0 10.550 45	1.5 10.850 27	3.0 12.250 31	3.0 11.700 44	17.3	64.900	
43	Stiliano Miglio	2011	TV Rüti	3.0 9.100 42	3.0 10.400 53	3.0 10.550 45	1.8 11.250 17	3.0 11.050 54	3.5 12.550 21	17.3	64.900	
44	Noha El Said	2008	TV Rümlang	3.0 10.100 27	3.0 10.350 54	3.0 10.400 51	1.5 10.275 50	3.0 11.950 38	3.0 11.500 49	16.5	64.575	
45	Pietro Carrozza	2011	KTV Dietikon	3.0 9.700 35	3.0 10.850 48	3.0 10.150 53	1.5 9.900 54	3.5 12.700 11	3.0 11.250 51	17.0	64.550	
46	Miro Marroni	2012	TV Neftenbach	3.0 9.250 41	3.0 11.500 29	3.0 11.200 32	1.8 10.850 27	2.5 10.500 56	3.0 11.200 54	16.9	64.500	
47	Séverin Schiesser	2011	TV Rüti	3.0 9.650 36	3.0 10.950 47	3.5 10.750 40	1.5 10.250 51	3.0 11.650 47	3.0 11.200 54	17.0	64.450	
48	Benedek Bösze	2010	TV Hegi	3.0 7.600 55	3.0 11.250 37	3.0 11.300 31	1.5 11.075 19	3.0 11.600 48	3.0 11.550 47	16.7	64.375	
49	Julius Oláh	2010	TV Rümlang	3.0 8.800 46	3.0 11.050 43	3.0 10.800 38	1.5 10.700 33	3.0 11.500 50	3.0 11.250 51	17.3	64.100	
50	Morris Neukom	2010	Kutu Freienstein-Rorbas	3.0 7.950 53	3.0 11.000 46	3.0 10.650 43	1.8 10.575 42	3.0 11.900 39	3.0 11.900 39	16.7	63.975	
51	Arik Hofmann	2011	TV Bülach	3.0 8.750 47	3.0 10.850 48	3.0 10.050 55	1.5 10.750 30	3.0 11.800 44	3.0 11.650 46	17.3	63.850	
52	Liam Estrella	2009	TV Wädenswil	3.0 8.150 51	3.0 11.350 34	3.0 10.600 44	1.5 10.425 46	3.0 11.500 50	3.0 11.800 42	16.7	63.825	
53	Lenny Seiler	2009	TV Stäfa	3.0 8.250 49	3.0 11.050 43	3.0 9.900 56	1.5 10.675 37	3.0 11.350 53	3.0 11.500 49	16.5	62.725	
54	Luc Paratte	2011	TV Neftenbach	3.0 7.950 53	3.0 11.100 40	3.0 10.450 49	1.5 8.575 55	3.0 11.850 42	3.0 12.100 34	16.5	62.025	
55	Aurelio Lechmann	2011	TV Bülach	3.0 8.200 50	3.0 11.200 39	3.0 10.250 52	1.5 9.925 53	3.0 11.800 44	2.5 10.500 56	16.0	61.875	
56	Elias Baumann	2009	STV Wetzikon	2.5 7.400 56	3.0 9.650 55	3.0 10.150 53	1.8 10.450 45	3.0 10.950 55	3.5 11.950 37	16.7	60.550	

Zürcher Kunstturnertage 2018 - Kunstturnen Männer

Wädenswil

12./13. Mai 2018

P1

Rang	Name	Jahrg.	Verein							Total	
1	Nick Reuling	2008	TV Bülach	4.0 12.950 7	4.0 15.700 4	4.3 13.600 1	5.0 13.475 1	4.0 13.500 4	4.0 13.800 1	26.6 83.025	G/M
2	Justin Fischer	2008	Kutu Freienstein-Rorbas	4.0 13.150 5	4.0 16.050 1	4.0 13.100 5	3.0 13.475 1	4.0 13.800 1	4.0 13.350 12	26.7 82.925	S
3	Adam Ateyeh	2008	TV Opfikon-Glattbrugg	4.0 13.000 6	4.0 15.650 5	4.3 13.550 2	5.0 13.250 6	4.0 13.800 1	4.0 13.550 8	26.5 82.800	B
4	Jonas Fröhndrich	2008	TV Horgen	4.0 13.300 1	4.0 15.400 7	4.0 13.150 4	5.0 13.325 4	3.5 12.950 9	3.5 12.900 22	25.5 81.025	*
5	Lucas Jonesco	2008	Kutu Schaffhausen	4.0 13.200 4	4.0 14.250 11	4.0 13.350 3	3.0 13.275 5	3.5 13.200 7	4.0 13.750 3	25.9 81.025	*
6	Leandro Berni	2008	TV Henggart	4.0 12.300 10	4.0 15.600 6	4.0 13.000 6	3.0 13.200 8	4.0 13.700 3	3.5 13.050 15	25.9 80.850	*
7	Jonas Räßple	2008	Kutu Schaffhausen	4.0 12.400 9	4.0 15.900 2	4.0 12.800 8	3.0 12.975 11	3.5 12.800 11	4.0 13.600 7	25.9 80.475	*
8	Julian Pitsis	2008	TV Opfikon-Glattbrugg	4.0 13.250 3	4.0 14.750 8	4.0 12.750 9	5.0 13.225 7	3.5 12.850 10	3.5 13.150 14	24.8 79.975	*
9	Luis Brandenberger	2008	TV Henggart	4.0 11.850 21	4.0 15.800 3	4.0 12.850 7	3.0 12.925 13	3.5 12.750 12	4.0 13.700 4	26.2 79.875	*
10	Neil Flacher	2008	TV Henggart	4.0 12.100 12	4.0 14.650 9	4.0 12.550 10	5.0 13.000 10	4.0 13.400 5	3.5 12.950 20	25.1 78.650	*
11	Thierry Hofer	2008	TV Bülach	4.0 13.300 1	4.0 13.550 14	4.0 12.450 12	5.0 13.350 3	3.5 13.000 8	3.5 12.800 24	23.7 78.450	*
12	Lars Schlatter	2009	TV Bülach	3.0 11.950 16	4.0 14.550 10	4.0 12.200 15	5.0 12.700 20	3.0 12.250 15	3.0 12.850 23	22.1 76.500	*
13	Lars Stillhart	2009	STV Wil	3.5 11.850 21	4.0 14.100 12	4.0 11.950 16	5.0 12.850 15	3.5 12.700 13	3.5 12.950 20	23.6 76.400	*
14	Yannis Blatter	2008	STV Wil	3.5 12.100 12	3.0 13.450 16	4.0 11.900 17	5.0 12.450 24	3.5 12.700 13	4.0 13.700 4	23.3 76.300	*
15	Joël Frauchiger	2008	STV Oberbüren	4.0 11.900 17	4.0 12.900 18	4.0 12.350 13	5.0 13.175 9	3.5 12.150 18	4.0 13.450 10	23.5 75.925	*
16	Levin Münger	2009	TV Zuzwil	4.0 10.450 49	4.0 13.200 17	4.0 12.500 11	5.0 12.100 33	4.0 13.400 5	4.0 13.500 9	24.1 75.150	*
17	Noah Steger	2008	KTV Oberriet	4.0 11.650 26	4.0 13.500 15	4.0 11.800 19	5.0 12.975 11	3.0 10.950 39	4.0 13.650 6	23.5 74.525	*
18	Flavio Hauser	2009	TZ Rheintal	3.0 11.000 34	4.0 12.750 20	3.5 12.250 14	4.0 12.375 26	3.5 12.150 18	4.0 13.800 1	21.5 74.325	*
19	Jeremias Morach	2009	TV Neftenbach	3.0 12.500 8	3.5 12.200 24	3.5 11.700 20	3.0 12.475 23	3.0 12.200 16	3.5 13.000 18	20.7 74.075	*
20	Janik Hollenstein	2008	TV Zuzwil	3.5 11.050 33	4.0 12.600 21	4.0 11.650 21	5.0 12.775 18	3.5 11.850 21	4.0 13.450 10	23.0 73.375	*
21	Elias Mehnert	2008	TZ Rheintal	3.0 11.450 30	4.0 13.850 13	3.5 10.650 34	5.0 12.825 16	3.5 11.200 29	3.5 13.050 15	22.6 73.025	*
22	Lewin Doll	2009	TV Rüti	3.0 11.900 17	4.0 12.900 18	3.5 11.250 23	5.0 12.725 19	3.0 10.750 43	3.0 12.350 33	20.5 71.875	*
23	Damian Arnold	2005	TV Bülach	3.5 12.150 11	3.0 11.800 34	3.0 10.300 43	5.0 12.650 21	3.0 11.600 25	3.5 13.000 18	20.0 71.500	*
24	Fabian Zähringer	2008	TV Hegi	3.5 12.050 14	3.0 11.550 40	3.5 11.150 27	3.0 12.800 17	3.0 11.350 27	3.0 12.400 32	20.0 71.300	*
25	Ben Wolfer	2009	TV Henggart	3.0 11.550 28	4.0 12.050 26	4.0 11.200 25	3.0 11.875 39	3.0 12.200 16	3.0 12.150 43	20.1 71.025	*
26	Samuele Siciliani	2008	TV Opfikon-Glattbrugg	3.5 11.600 27	3.5 10.850 51	3.5 10.700 32	3.0 12.875 14	3.0 11.700 23	3.0 12.300 36	20.5 70.025	*
27	Livio Baumann	2007	TV Rüti	4.0 11.850 21	3.5 12.000 31	4.0 11.600 22	4.0 12.275 28	2.0 8.900 67	4.0 13.250 13	21.0 69.875	*
28	Fabrice Alfier	2009	TZ Rheintal	3.0 10.750 37	4.0 12.250 23	3.5 10.450 38	4.0 11.875 39	3.0 11.200 29	3.5 13.050 15	20.5 69.575	*
29	Kledi Sinani	2009	TV Opfikon-Glattbrugg	3.5 11.750 25	3.0 12.350 22	3.0 9.700 55	3.0 11.250 53	3.0 11.800 22	3.0 12.500 29	19.0 69.350	*

