



# KUNSTTURNERTAG BERN/FREIBURG

30. April / 1. MAI 2022

## GESAMTRANGLISTE

# Rangliste EP

# 2022

Rang	Vorname	Name	Jg	Verein	D		D		D		D1 D2 Note			D		D		Punkte		
					D	Note	D	Note	D	Note	D1	D2	Note	D	Note	D	Note			
*	1	Nico	Esztergalyos	2015	TZ Oberaargau	3.50	12.10	5.00	14.15	3.50	12.15	4.00	1.50	12.30	3.00	12.75	3.00	12.00	<b>75.45</b>	
*	2	Nino	Affolter	2014	TV Selzach	3.50	12.50	5.00	13.45	3.50	12.30	1.50	4.00	12.20	3.50	13.10	3.50	11.40	<b>74.95</b>	
*	3	Cyrill	Lötscher	2014	TV Wolfwil	3.00	11.80	5.00	13.50	3.50	11.75	1.50	4.00	12.05	3.50	13.00	3.50	12.30	<b>74.40</b>	
BE	*	4	Jaden	Prusa	2014	BTV Bern	3.00	11.20	5.00	13.50	3.00	11.60	1.50	4.00	12.40	3.00	12.40	3.50	12.30	<b>73.40</b>
*	5	Louis	Hänggi	2014	TV Kaufleute Solothurn	1.50	10.10	5.00	13.95	3.50	12.10	1.50	4.00	12.20	3.50	12.50	3.50	12.30	<b>73.15</b>	
*	6	Nael	Ruinelli	2014	SFG Biasca	3.50	11.30	3.00	12.00	3.50	12.65	1.50	4.00	11.50	3.50	12.75	3.50	11.90	<b>72.10</b>	
*	7	Colin	Armanini	2015	SFG Lugano	3.00	11.50	3.00	12.00	3.50	12.05	1.50	3.00	11.60	3.50	12.55	3.50	12.00	<b>71.70</b>	
*	8	Riccardo	Maglio	2014	SFG Lugano	3.00	11.00	4.00	11.85	3.50	11.80	1.50	3.00	11.35	3.50	12.60	3.50	12.60	<b>71.20</b>	
*	9	Colin	Faillettaz	2014	BTV Bern	3.00	11.50	5.00	12.05	3.00	11.05	1.50	4.00	12.20	3.00	12.30	3.50	11.90	<b>71.00</b>	
*	10	Diego	Soldati	2014	SFG Biasca	3.50	11.70	3.00	11.20	3.50	12.50	1.50	3.00	11.40	3.00	12.50	3.50	11.60	<b>70.90</b>	
*	11	Nilan	Schneider	2015	TV Wiedlisbach	3.00	10.40	5.00	12.30	3.00	10.05	1.50	4.30	12.35	3.00	12.30	3.00	11.30	<b>68.70</b>	
*	12	Emanuel	Schiegg	2014	BTV Bern	3.00	10.00	3.00	11.50	3.00	11.75	1.50	3.00	11.30	3.00	12.30	3.00	11.30	<b>68.15</b>	
*	13	Jan	von Känel	2014	Gym Berner Oberland	3.00	10.00	3.00	11.00	3.00	11.50	1.50	4.00	11.85	3.00	11.95	3.50	11.50	<b>67.80</b>	
*	14	Leon	Ratter	2014	BTV Bern	1.50	7.20	5.00	12.75	3.00	11.20	1.50	4.00	12.10	3.00	12.45	3.50	12.00	<b>67.70</b>	
*	15	Noe	Rohrbach	2014	BTV Bern	3.00	10.50	3.00	11.90	3.00	10.85	1.50	3.00	11.25	3.00	12.20	3.00	10.90	<b>67.60</b>	
FR	*	16	David	Czetner	2015	FSG Fribourg	3.00	10.30	3.00	11.60	3.50	11.90	1.50	2.00	11.05	3.00	11.80	3.00	10.80	<b>67.45</b>
*	17	Flurin	Steiner	2014	Gym Berner Oberland	2.50	8.80	5.00	12.40	3.00	11.20	1.50	3.00	11.50	3.00	12.20	3.00	11.30	<b>67.40</b>	
*	18	Liam	Ackermann	2014	Gym Berner Oberland	3.50	11.30	3.00	9.70	3.50	11.45	1.50	3.00	11.40	3.00	11.85	3.00	10.90	<b>66.60</b>	
*	19	Lio	Gysi	2014	Gym Berner Oberland	3.00	8.70	3.00	10.50	3.50	11.95	1.50	3.00	11.55	3.00	11.70	3.50	11.40	<b>65.80</b>	
*	20	Carlo	Cascino	2014	SFG Biasca	3.50	9.80	3.00	10.70	3.50	11.45	1.50	3.00	10.95	3.00	12.30	3.00	9.50	<b>64.70</b>	
*	21	Robin	Bürki	2014	TSV Gurmels	2.50	8.30	3.00	11.25	3.00	11.15	1.50	2.00	10.85	3.00	11.80	3.00	10.80	<b>64.15</b>	
*	22	Ludo	McLagan	2014	FSG Montreux	2.50	8.20	4.00	10.60	3.00	10.40	1.50	4.00	11.45	3.00	11.80	3.50	11.60	<b>64.05</b>	
*	23	Lio	Bertschy	2014	TSV Gurmels	2.50	8.30	3.00	11.30	3.00	10.90	1.50	2.00	11.00	3.00	11.30	3.00	11.20	<b>64.00</b>	
*	24	Milo	Lerch	2014	BTV Bern	3.00	10.20	3.00	9.85	3.00	10.60	1.50	3.00	11.40	3.00	11.70	3.00	10.00	<b>63.75</b>	
*	25	Mathis	Rudaz	2013	TV Wünnewil	3.00	9.50	3.00	11.65	3.00	10.10	1.50	2.00	11.10	3.00	11.40	3.00	9.90	<b>63.65</b>	
*	26	Julian	Abplanalp	2014	Gym Berner Oberland	3.00	10.20	3.00	8.80	3.00	10.70	1.50	2.00	10.95	3.00	11.60	3.00	10.60	<b>62.85</b>	
*	27	Noah	Egger	2013	FSG Fribourg	2.00	8.30	3.00	11.00	3.00	10.65	1.50	2.00	10.35	3.00	11.30	3.00	10.70	<b>62.30</b>	
*	28	Elia	Schenk	2015	Gym Berner Oberland	3.00	8.50	3.00	10.85	3.00	11.15	1.50	2.00	10.35	3.00	10.50	3.00	10.00	<b>61.35</b>	
*	29	Naël	Schwald	2014	BTV Bern	3.00	8.00	3.00	9.60	3.00	10.35	1.50	3.00	10.90	3.00	11.20	3.50	11.00	<b>61.05</b>	
*	30	Adrian Denis	Klochkov	2014	BTV Bern	2.50	7.10	3.00	11.40	3.00	10.05	1.50	3.00	11.25	3.00	10.80	2.00	8.00	<b>58.60</b>	
*	31	Samuel	Werro	2014	FSG Fribourg	1.00	6.30	3.00	10.45	3.00	10.20	1.50	2.00	10.50	3.00	10.65	3.00	10.10	<b>58.20</b>	
*	32	Lenon	Qorri	2015	FSG Fribourg	2.50	7.70	3.00	10.60	3.50	10.70	1.50	2.00	10.40	3.00	11.50	2.00	7.00	<b>57.90</b>	
*	33	Yanick	Spicher	2013	TV Wünnewil	2.50	7.50	3.00	9.55	3.00	8.85	1.50	2.00	11.05	3.00	11.00	3.00	9.90	<b>57.85</b>	
*	34	Johann	Hugi	2014	TSV Gurmels	2.00	6.00	3.00	10.00	3.00	10.35	1.50	1.00	10.20	2.50	10.00	3.00	9.10	<b>55.65</b>	






# Rangliste P1

# 2022

Rang	Vorname	Name	Jg	Verein	D		E		F		G			H		Punkte				
					D	Note	D	Note	D	Note	D1	D2	Note	D	Note		D	Note		
*	1	Noah	Bill	2012	STV Kirchberg	4.00	12.90	5.85	15.20	4.00	12.80	3.00	5.00	13.25	4.00	13.45	4.00	12.90	<b>80.50</b>	
*	2	Cristian	Buttâ	2013	SFG Chiasso	4.00	12.10	5.40	14.00	4.00	12.80	3.00	5.00	13.05	4.00	13.25	4.00	13.00	<b>78.20</b>	
*	3	Janik	Burkhalter	2012	TV Subingen	4.00	12.40	5.30	14.05	4.00	12.70	3.00	5.00	13.20	4.00	13.60	3.50	12.00	<b>77.95</b>	
*	4	Rémi	Bruchez	2012	Gym Serrières	4.00	12.60	4.00	12.80	4.00	12.25	5.00	3.00	13.30	4.00	13.30	3.50	12.80	<b>77.05</b>	
BE	*	5	Martino	Bizzozzero	2013	SFG Mendrisio	4.00	12.20	4.10	12.65	4.00	13.10	3.00	5.00	13.50	3.50	12.60	3.50	12.70	<b>76.75</b>
*	6	Yannick	Winterberg	2012	BTV Bern	4.00	12.60	4.00	13.40	4.00	12.65	5.00	3.00	13.25	4.00	12.90	4.00	11.80	<b>76.60</b>	
*	7	Lenny	Forster	2013	TV Widnau	4.00	12.30	4.90	13.45	3.50	12.40	5.00	3.00	13.10	3.50	12.55	3.50	12.40	<b>76.20</b>	
*	8	Leander	Thomet	2012	BTV Bern	4.00	12.30	4.00	13.30	4.00	12.55	5.00	3.00	13.25	4.00	12.80	3.50	11.60	<b>75.80</b>	
*	9	Emilias	Däpp	2013	Gym Berner Oberland	4.00	12.00	4.70	13.30	4.00	12.90	5.00	3.00	13.30	3.50	12.00	3.50	12.30	<b>75.80</b>	
*	10	Tirth	Khacharia	2013	BTV Bern	3.50	11.50	4.70	13.60	4.00	12.40	5.00	3.00	12.85	4.00	12.40	3.50	12.00	<b>74.75</b>	
*	11	David	Steiger	2013	STV Balgach	3.50	11.20	4.85	13.65	3.50	12.35	5.00	3.00	13.05	3.50	12.10	4.00	12.00	<b>74.35</b>	
*	12	Livio	Reo	2012	Gym Serrières	4.00	11.60	4.95	13.95	3.00	11.80	3.00	5.00	13.10	3.50	12.10	3.50	11.50	<b>74.05</b>	
*	13	Timeo	von Büren	2012	BTV Bern	3.50	11.10	4.20	13.50	4.00	12.70	5.00	3.00	13.15	4.00	12.70	3.50	10.80	<b>73.95</b>	
*	14	Thomas	Teixeira Minhoto	2012	FSG Aire-Le Lignon	3.50	11.10	5.20	13.85	4.00	12.20	3.00	5.00	12.95	3.50	11.40	3.50	11.60	<b>73.10</b>	
*	15	Aris	Conti	2012	SFG Biasca	3.50	10.90	4.00	12.75	3.50	11.80	3.00	5.00	13.05	3.50	12.20	3.50	12.30	<b>73.00</b>	
*	16	Till	Hartmann	2012	Gym Serrières	3.00	10.60	4.00	11.30	4.00	12.30	5.00	3.00	13.40	4.00	12.85	3.50	12.40	<b>72.85</b>	
*	17	Amos	Conti	2012	SFG Biasca	4.00	9.80	4.00	12.00	3.50	12.10	3.00	5.00	13.25	3.50	11.90	4.00	13.40	<b>72.45</b>	
*	18	Fabrice	Mann	2012	STV Langendorf	3.50	11.20	3.50	11.80	3.50	11.45	3.00	5.00	12.85	3.50	12.20	4.00	12.50	<b>72.00</b>	
*	19	Jonas	Schluep	2013	TV Bellach	3.00	11.00	4.80	13.25	3.50	11.95	3.00	5.00	12.85	3.00	11.25	3.00	11.40	<b>71.70</b>	
*	20	Raffaele	Sciotto	2013	SFG Lugano	3.50	11.80	4.50	13.20	3.50	11.60	3.00	4.00	12.75	3.00	10.70	3.00	11.60	<b>71.65</b>	
*	21	Daymen	Bärlocher	2013	TV Widnau	3.50	11.30	4.00	12.35	3.50	12.20	5.00	3.00	12.50	3.00	11.05	4.00	12.20	<b>71.60</b>	
*	22	Pranshu	Khacharia	2013	BTV Bern	3.00	11.80	4.40	13.10	3.00	11.35	4.00	3.00	12.55	3.00	11.45	3.50	11.20	<b>71.45</b>	
*	23	Elias	Wyss	2012	STV Rickenbach LU	3.00	11.60	2.70	11.70	3.50	11.25	4.00	3.00	12.70	3.50	12.30	3.50	11.60	<b>71.15</b>	
*	24	Loris	Perrini	2013	SFG Lugano	3.00	10.90	4.00	10.10	4.00	12.40	3.00	5.00	13.30	3.50	11.45	3.50	12.70	<b>70.85</b>	
*	25	Nathanael	Wobmann	2012	BTV Luzern	3.50	11.40	3.00	12.15	4.00	11.65	5.00	3.00	12.90	2.00	10.00	3.50	12.40	<b>70.50</b>	
*	26	Nael	Schlunegger	2012	Gym Berner Oberland	3.00	11.60	4.00	10.90	3.50	12.10	4.00	3.00	12.35	3.50	12.45	3.00	11.10	<b>70.50</b>	
*	27	Dario	Gajic	2012	SFG Biasca	3.00	10.90	3.00	11.85	3.50	12.00	5.00	3.00	12.80	3.00	11.50	3.00	11.40	<b>70.45</b>	
*	28	Enea	Sigrist	2011	BTV Bern	3.00	11.30	3.00	12.20	3.00	11.05	3.00	5.00	13.25	3.00	11.65	3.00	11.00	<b>70.45</b>	
*	29	Luca	Mandelli	2012	SFG Lugano	3.50	10.70	4.00	12.20	3.50	11.10	3.00	5.00	12.55	4.00	12.30	3.00	10.80	<b>69.65</b>	
*	30	Gian	Schneiter	2013	TV Thun	3.00	10.30	4.00	12.45	3.00	11.20	3.00	3.00	12.10	3.50	12.60	3.00	10.80	<b>69.45</b>	
*	31	Levin	Bodenburg	2013	TV Rechterswil	3.00	10.70	4.20	12.60	3.00	10.40	3.00	5.00	12.90	3.00	11.20	3.00	11.30	<b>69.10</b>	
*	32	Sebastian	Pelloni	2012	BTV Luzern	3.50	10.80	2.50	11.35	3.50	11.70	4.30	3.00	12.95	2.50	10.10	3.00	12.00	<b>68.90</b>	
*	33	Italo	Morosi	2012	SFG Biasca	3.50	12.10	3.00	10.65	3.00	11.20	5.00	3.00	12.75	2.50	10.30	3.00	11.80	<b>68.80</b>	
*	34	Yannik	Leunenberger	2013	BTV Bern	3.00	10.00	3.00	12.00	3.50	11.15	5.00	3.00	13.20	3.00	11.00	3.00	11.30	<b>68.65</b>	
*	35	Aris	Constantacopoulos	2014	FSG Lancy	3.50	11.90	3.00	11.25	3.50	10.95	3.00	4.00	12.35	3.00	11.70	3.00	10.40	<b>68.55</b>	
*	36	Ilario	Albore	2013	BTV Bern	3.50	10.50	4.00	12.30	3.50	11.15	4.00	3.00	12.75	3.00	10.85	3.00	10.70	<b>68.25</b>	
*	37	Jerome	Wey	2013	STV Rickenbach LU	3.00	10.00	3.10	12.10	3.00	11.10	4.00	3.00	12.40	3.00	11.60	3.00	11.00	<b>68.20</b>	
*	38	Nils	Bieri	2011	TV Thun	3.00	9.90	3.00	12.40	3.00	11.00	3.00	3.00	12.00	3.00	12.05	3.00	10.80	<b>68.15</b>	
*	39	Diego	Jauch	2012	STV Rickenbach LU	3.00	11.50	2.50	11.25	3.50	11.15	4.00	3.00	12.30	2.50	10.45	3.50	11.40	<b>68.05</b>	
*	40	Torin	McLagan	2012	FSG Montreux	3.00	10.20	3.00	11.10	3.50	11.35	5.00	3.00	12.90	3.00	11.15	3.00	10.90	<b>67.60</b>	
*	41	Morris	von Arb	2013	TV Wiedlisbach	3.00	10.70	3.50	12.10	3.00	10.85	3.00	5.00	12.45	2.50	10.50	3.00	11.00	<b>67.60</b>	
*	42	Sebastian	Kaczmarek	2013	TZ Oberaargau	3.50	11.40	3.00	11.65	3.00	10.15	3.00	4.00	12.15	3.00	11.00	3.00	10.50	<b>66.85</b>	
*	43	Till	von Känel	2013	Gym Berner Oberland	3.00	10.20	4.00	11.50	3.50	11.75	4.00	3.00	12.35	2.50	9.35	3.50	11.60	<b>66.75</b>	
*	44	Nino	Bürki	2013	Gym Berner Oberland	3.00	11.00	4.00	10.60	3.50	11.25	3.00	5.30	13.05	3.00	10.55	3.00	10.30	<b>66.75</b>	
*	45	Léon	Tittel	2013	FSG Lancy	3.00	10.70	3.00	10.20	4.00	12.20	3.00	4.00	12.40	3.00	10.75	3.00	10.30	<b>66.55</b>	
*	46	Jonas	Huguelet	2011	Gym Serrières	3.50	10.20	3.00	11.60	3.00	10.35	3.00	4.00	11.95	3.00	11.20	3.00	11.20	<b>66.50</b>	
FR	*	47	Calvin	Mischler	2013	GASF Romont	3.00	10.20	3.00	11.00	3.00	10.50	3.00	3.00	11.75	3.00	11.10	3.00	11.30	<b>65.85</b>
*	48	Hayden	Alvarado Millares	2013	Gym Serrières	3.00	10.00	3.00	11.45	3.00	10.15	3.00	4.00	12.65	3.00	11.00	3.00	10.40	<b>65.65</b>	
*	49	Julian	Windlinger	2013	BTV Bern	3.00	10.90	3.00	11.50	3.00	9.95	3.00	3.00	11.75	3.00	10.90	3.00	10.40	<b>65.40</b>	
*	50	Hugo	Veuve	2011	FSG Serrières	3.00	9.90	3.00	12.00	3.00	9.45	3.00	4.30	13.00	2.50	10.40	3.00	10.40	<b>65.15</b>	
*	51	Luis Enrico	Chiariello	2013	BTV Bern	3.50	11.20	3.00	9.90	3.00	10.35	4.00	3.00	12.45	3.00	10.55	3.00	10.60	<b>65.05</b>	
*	52	Samuele	Montemari	2009	SFG Biasca	3.00	10.80	3.00	10.70	3.00	9.35	3.00	3.00	12.00	3.00	11.05	3.00	10.50	<b>64.40</b>	
*	53	Noel	Knuchel	2011	TV Thun	3.00	10.40	3.00	9.25	3.00	10.70	3.00	3.30	12.05	2.00	10.10	3.00	11.00	<b>63.50</b>	
*	54	Artiom	Vorobyev	2012	SFG Chêne-Genève	3.50	10.80	4.00	11.30	3.50	11.35	3.00	-	6.00	3.50	10.90	3.00	11.00	<b>61.35</b>	
*	55	Kéyan	Vallon	2011	FSG Fribourg	3.00	9.50	3.00	10.55	3.00	9.85	3.00	3.00	11.55	2.00	9.80	3.00	9.80	<b>61.05</b>	
*	56	Leo	Ghezzi	2013	BTV Bern	3.00	11.40	3.00	6.50	3.00	10.00	4.00	3.00	12.30	2.00	9.10	3.00	10.50	<b>59.80</b>	
*	57	Leano	Jost	2013	TV Wünnewil	3.00	9.30	2.00	8.10	3.00	9.65	3.00	3.00	11.55	1.50	9.20	3.00	10.70	<b>58.50</b>	
*	58	Emilien	Kilchoer	2010	FSG Fribourg	3.00	8.80	3.00	10.00	3.00	8.95	3.00	3.00	11.20	1.50	8.80	3.00	9.40	<b>57.15</b>	
*	59	Lucas	Membrez	2013	Gym Serrières	1.50	6.90	3.00	10.00	2.50	8.50	3.00	3.00	10.80	2.50	10.00	3.00	10.40	<b>56.60</b>	
*	60	Luca	Schmid	2012	TV Wünnewil	1.50	7.20	2.00	8.60	3.00	8.85	3.00	3.00	11.35	0.50	7.40	2.50	8.50	<b>51.90</b>	
*	61	Swen	Spycher	2012	TSV Gurmels	2.50	8.10	1.00	6.60	3.00	8.00	3.00	3.00	11.00	0.50	7.20	3.00	8.90	<b>49.80</b>	
*	62	Jonah	Pürro	2011	TSV Gurmels	1.50	5.50	1.00	6.60	2.50	6.30	3.00	3.00	11.50	1.00	8.20	3.00	9.00	<b>47.10</b>	
*	63	Remo	Knöpfle	2009	TSV Gurmels	1.50	5.60	1.00	6.60	3.00	7.35	3.00	3.00	11.15	0.50	6.85	3.00	9.50	<b>47.05</b>	
*	64	Tyson	Schneider	2010	TSV Gurmels	-	3.00	1.00	6.00	3.00	6.55	3.00	3.00	10.55	1.50	8.05	3.00	8.10	<b>42.25</b>	

# Rangliste P2

## 2022

																			
Rang	Vorname	Name	Jg	Verein	D	Note	D	Note	D	Note	D1	D2	Note	D	Note	D	Note	Punkte	
BE *	1	Joscha	Kurer	2011	BTV Luzern	4.50	12.70	5.00	13.80	3.50	12.20	3.50	3.50	12.70	4.50	13.70	4.50	12.80	77.90
	2	Aydan	Schramm	2011	BTV Bern	4.50	12.60	3.00	12.90	3.50	12.10	3.50	4.50	12.50	4.50	13.70	3.00	11.95	75.75
	3	Maurice	Duss	2011	BTV Luzern	4.50	12.15	5.00	13.05	3.50	11.60	3.50	3.50	12.45	4.50	13.20	4.50	13.00	75.45
	4	Emir	Begenmis	2011	BTV Bern	3.50	11.15	3.50	10.85	3.00	11.10	3.50	3.50	12.55	4.00	12.60	3.00	12.10	70.35
	5	Lorenzo	Casari	2011	SFG Lugano	3.50	11.65	3.00	12.25	3.00	10.10	3.50	3.50	12.90	2.50	11.25	3.00	11.50	69.65
	6	Tom	Giauque	2011	CRP Genève	4.50	11.70	3.50	11.80	3.50	11.10	3.50	3.50	12.55	3.50	11.80	2.50	10.55	69.50
	7	Elia	Thièbaud	2011	STV Balgach	3.00	8.60	4.00	12.90	3.50	10.90	3.50	3.50	12.50	3.00	11.40	3.50	11.90	68.20
	8	Levin	Tschanz	2011	Gym Berner Oberland	3.50	10.50	3.00	12.00	3.00	11.10	3.50	3.50	12.25	3.00	11.25	2.50	10.60	67.70
	9	Joel	Schneiter	2010	TV Thun	3.00	9.50	3.00	11.75	3.00	10.50	3.50	3.50	12.25	3.00	11.65	3.50	10.70	66.35
	10	Xander	Kohler	2010	BTV Bern	3.50	9.70	3.50	12.45	2.50	7.90	3.50	3.50	12.45	3.50	11.90	3.00	11.15	65.55
	11	Andrin	Woodtli	2011	TZ Rheintal	3.00	9.20	3.00	11.50	3.00	10.00	3.50	3.50	12.50	2.50	10.05	2.50	10.60	63.85
	12	Lino	Mattioli	2009	Gym Berner Oberland	2.50	9.25	3.00	11.60	2.50	8.40	4.50	3.50	12.95	2.50	9.60	3.00	11.10	62.90
FR	13	Elouan	Von Büren	2010	Gym Serrières	1.50	6.50	3.00	11.95	2.00	8.60	3.50	3.50	12.65	3.50	11.75	3.00	10.65	62.10
	14	Sebastian	Martinez	2010	GASF Romont	1.00	7.00	3.00	10.10	3.00	10.10	3.50	3.50	12.20	3.00	10.40	3.50	11.15	60.95
	15	Joel	Roschi	2010	TV Wünnewil	-	5.00	3.00	11.95	3.00	9.30	3.50	3.50	12.45	2.50	10.25	2.50	10.60	59.55
	16	Dario	Zimmermann	2011	BTV Bern	1.50	5.90	3.00	11.95	2.50	7.60	3.50	3.50	12.55	3.00	10.20	3.00	10.50	58.70
	17	Raffaële	Guillaume	2009	FSG Fribourg	0.50	5.20	3.00	11.35	3.00	10.10	3.50	3.50	12.50	2.50	9.55	2.50	9.80	58.50
	18	Luan	Jenny	2009	TV Wünnewil	-	4.60	3.00	11.30	2.50	7.20	3.50	3.50	12.85	3.00	11.25	2.50	9.80	57.00
	19	Demian	Schenk	2011	Gym Berner Oberland	1.00	5.45	3.00	11.00	2.00	6.10	3.50	3.50	11.95	2.50	9.05	2.50	9.65	53.20
	20	Vincent	Plancherel	2008	FSG Fribourg	-	3.60	3.00	10.40	2.50	7.70	3.50	3.50	12.30	3.50	10.45	2.50	7.00	51.45
	21	Nik	Fercher	2010	TSV Gurmels	-	4.40	3.00	9.95	2.00	6.70	3.50	3.50	12.40	1.00	7.35	2.50	8.70	49.50
	22	Alexandre	Morand	2009	FSG Fribourg	-	1.70	3.00	8.30	2.50	6.70	3.50	3.50	12.35	3.00	10.30	2.50	8.65	48.00
	23	Felix	Waeber	2010	TSV Gurmels	-	4.40	3.00	11.05	1.50	5.90	3.50	3.50	11.85	1.50	7.50	1.00	6.80	47.50
	24	Timo	Rudaz	2009	TV Wünnewil	-	3.40	3.00	9.10	2.00	5.40	3.50	3.50	11.95	1.50	7.60	2.50	8.70	46.15

# Rangliste P3

## 2022

Rang	Vorname	Name	Jg	Verein	D		E		B		A			V		Punkte				
					D	Note	D	Note	D	Note	D1	D2	Note	D	Note		D	Note		
*	1	Lars	Holzer	2010	KTV Dietikon	5.00	12.50	4.50	14.55	4.00	12.30	3.50	5.00	13.25	4.00	12.10	4.50	12.90	<b>77.60</b>	
*	2	Alex	Ferrari	2010	SFG Chiasso	4.50	12.40	5.00	14.50	4.50	12.55	4.50	4.00	13.00	3.50	12.40	4.00	12.25	<b>77.10</b>	
*	3	Alassane	Böhm	2010	TV Wädenswil	5.00	12.40	4.00	11.60	4.50	12.50	3.50	5.00	12.65	4.50	13.10	5.30	13.40	<b>75.65</b>	
*	4	Leo	Drake	2010	TV Opfikon-Glattbrugg	5.30	12.70	4.50	13.95	4.50	12.60	4.50	5.00	13.75	3.50	11.10	4.50	11.00	<b>75.10</b>	
BE	*	5	Jan	Baudenbacher	2010	Gym Berner Oberland	4.50	11.10	4.50	13.75	4.30	12.15	4.50	5.00	13.75	3.50	12.10	4.00	11.65	<b>74.50</b>
*	6	Louis	Stirnemann	2010	BTV Bern	4.50	12.20	4.50	13.95	4.50	12.50	1.00	3.00	10.90	4.00	12.30	4.00	12.45	<b>74.30</b>	
*	7	Michael	Weyermann	2010	STV Roggliswil	3.50	11.10	4.50	14.50	3.50	11.25	1.00	3.00	10.10	4.00	12.25	4.00	12.95	<b>72.15</b>	
*	8	Hiroaki	Hata	2010	E.G.A. Genève	3.50	10.70	4.50	12.25	4.00	11.65	4.00	1.00	11.60	4.00	12.15	4.50	13.50	<b>71.85</b>	
*	9	Ruwen	Kissling	2010	TV Rickenbach ZH	3.50	11.10	4.00	13.30	3.50	11.60	1.00	4.00	11.10	3.50	12.20	4.50	12.05	<b>71.35</b>	
*	10	Severin	Plüss	2010	TV Oberbuchsitzen	4.00	10.50	4.00	11.50	4.00	11.70	3.50	3.00	11.50	3.50	12.00	3.00	12.10	<b>69.30</b>	
*	11	Levin	Sager	2010	STV Neuenkirch	3.50	10.80	4.00	12.05	3.00	10.10	3.50	3.00	12.05	3.50	11.55	3.50	12.55	<b>69.10</b>	
	12	Jamie	Frei	2009	STV Langendorf	4.50	11.20	4.00	13.15	3.00	10.45	4.50	4.00	12.95	2.50	9.20	3.50	11.70	<b>68.65</b>	
	13	Michele	Ferrari	2010	SFG Chiasso	3.50	10.70	3.50	11.50	3.50	10.50	1.00	4.00	11.10	2.00	10.65	3.00	10.85	<b>65.30</b>	
	14	Jeremy	Preti	2010	SFG Mendrisio	3.00	11.00	4.00	12.10	3.00	9.10	1.00	4.00	11.10	3.00	11.05	3.00	10.00	<b>64.35</b>	
	15	Morris	Krauer	2010	STV Neuenkirch	3.00	9.30	4.00	10.95	3.00	9.70	1.00	1.00	9.95	3.00	9.50	3.00	11.60	<b>61.00</b>	
	16	Aiko	Baumgartner	2007	BTV Bern	2.50	8.00	4.50	10.90	0.50	7.35	1.00	3.00	10.35	2.50	9.35	3.00	8.70	<b>54.65</b>	
	17	Matia	Steiner	2009	BTV Bern	2.50	9.20	2.50	6.75	1.50	8.15	3.00	1.00	10.90	2.00	10.00	3.00	8.90	<b>53.90</b>	
	18	Loris	Brandenburg	2008	BTV Bern	2.50	8.00	2.00	7.85	1.00	6.80	1.00	1.00	9.75	1.00	6.90	2.00	8.10	<b>47.40</b>	
FR	19	Ali Parviz	Habibi	2007	FSG Fribourg	0.00	3.40	1.00	4.40	2.00	7.80	1.00	1.00	9.70	0.00	6.20	1.00	8.40	<b>39.90</b>	
	20	Zac	Smith	2010	BTV Luzern	-	-	2.00	7.50	3.00	9.20	-	-	-	3.00	9.10	3.00	11.35	<b>37.15</b>	

# Rangliste P4

2022

Rang	Vorname	Name	Jg	Verein	[Icon]		[Icon]		[Icon]		[Icon]			[Icon]		Punkte		
					D	Note	D	Note	D	Note	D1	D2	Note	D	Note		D	Note
* 1	Michael	Buckley	2009	SFG Chiasso	4.50	12.10	5.50	15.35	4.50	13.00	4.50	6.00	14.25	4.50	12.50	4.50	12.55	79.75
* 2	Max	Krüger	2009	Stadtturnverein Wil	5.00	13.00	5.00	14.45	4.00	12.50	4.50	6.00	13.85	4.00	12.70	4.50	12.80	79.30
* 3	Andrin	Erdin	2009	TV Wolfwil	3.50	11.70	2.50	11.50	3.50	11.70	5.50	4.50	14.10	3.50	11.75	4.00	11.90	72.65
* 4	Enyo	Widmaier	2009	BTV Schiers	4.00	10.80	3.50	10.85	4.50	12.65	4.50	6.00	13.65	4.50	12.00	4.50	12.50	72.45
* 5	Ben	Wolfer	2009	TV Henggart	3.00	9.50	5.00	10.45	5.00	13.05	5.50	6.00	14.50	4.00	12.40	4.50	12.00	71.90
* 6	Lars	Schlatter	2009	TV Bülach	4.00	11.60	5.00	10.75	4.50	12.30	4.50	6.00	13.60	3.50	8.50	4.00	12.25	69.00
* 7	Leon	Schüpbach	2009	STV Neuenkirch	4.00	11.20	4.50	9.60	4.00	12.55	4.50	4.50	13.45	3.00	11.35	3.00	9.90	68.05
8	Gabriel	Borrego Iglesias	2009	TV Opfikon-Glattbrugg	3.50	10.70	4.00	12.10	3.50	10.90	3.50	4.50	11.85	3.00	9.20	4.00	11.60	66.35
9	Nicolò	Casoli	2009	SFG Biasca	3.00	11.00	4.50	10.40	3.50	10.55	4.50	3.50	12.65	3.50	10.60	3.50	9.35	64.55
10	Lewin	Doll	2009	TV Rüti	3.50	10.90	4.50	9.90	3.50	10.95	3.50	3.00	11.35	1.50	8.20	2.50	9.40	60.70
BE 11	Gian	Aebersold	2009	TV Steffisburg	2.50	8.70	4.50	11.80	3.00	10.70	4.50	4.50	12.90	3.00	10.30	-	-	54.40
12	Flavio	Hauser	2009	STV Au	2.00	8.80	2.50	5.35	3.00	10.95	1.00	1.00	10.00	-	-	2.50	9.90	45.00
13	Louis	Bucher	2009	KTTV Ebikon	-	-	2.00	8.20	3.50	11.30	-	-	-	0.50	7.65	2.50	9.70	36.85

# Rangliste P5

## 2022

Rang	Vorname	Name	Jg	Verein	D		D		D		D1 D2		D		D		Punkte
					D	Note	D	Note	D	Note	Note	Note	Note	Note			
* 1	Adam	Ateyeh	2008	TV Opfikon-Glattbrugg	5.80	12.50	6.40	13.95	7.70	14.20	5.00	13.70	5.50	12.55	2.40	10.60	77.50
* 2	Quinn	Müller	2007	TV Wädenswil	6.30	13.80	6.40	13.70	5.00	12.65	2.40	11.10	5.60	13.25	4.70	11.40	75.90
* 3	Julian	Pitsis	2008	TV Opfikon-Glattbrugg	6.30	13.50	2.90	9.35	6.00	14.50	2.40	9.70	5.90	13.80	4.60	12.40	73.25
* 4	Jannick	Engel	2008	TV Romanshorn	4.10	11.40	5.70	12.20	5.50	12.45	5.00	13.00	3.90	10.40	4.20	12.70	72.15
* 5	Nick	Reuling	2008	TV Bülach	5.30	13.00	3.70	10.35	4.00	10.20	3.20	12.40	5.90	14.25	4.20	10.90	71.10
* 6	Linus	Eisenring	2007	TV Wängi	5.50	12.20	6.00	11.40	4.90	11.85	5.00	12.60	3.50	11.95	3.00	10.80	70.80
* 7	Jonas	Fähndrich	2008	TV Horgen	5.10	12.10	2.80	10.65	2.20	10.00	2.40	11.50	5.40	14.25	2.90	11.40	69.90
* 8	Luis	Brandenberger	2008	TV Henggart	4.60	11.80	8.80	16.40	2.30	9.05	2.40	11.40	4.40	12.70	2.90	8.20	69.55
9	Nico	Alder	2007	TV Mels	4.50	11.60	4.30	8.90	4.50	10.85	2.80	12.10	3.30	10.60	2.90	10.50	64.55
10	Titouan	Fivaz	2005	FSG Montreux	3.60	11.00	2.30	8.15	2.90	10.25	2.20	10.90	2.40	10.90	1.70	9.60	60.80
11	Roman	Tosato	2008	TV Subingen	-	-	6.40	13.80	2.90	10.90	2.40	11.70	4.00	12.65	3.00	11.30	60.35
FR 12	Matthieu	Gobet	2008	GASF Romont	4.20	10.90	2.20	7.60	2.20	9.95	2.20	9.40	3.00	10.45	2.00	10.50	58.80
13	Hugo	Machado Da Silva	2007	Gym Serrières	2.80	10.10	1.70	6.85	2.80	9.95	2.20	11.10	2.30	11.50	1.70	8.80	58.30
14	Abteen	Matin	2008	Gym Serrières	2.80	10.10	2.20	7.65	2.00	9.05	1.80	10.70	2.30	10.00	1.80	9.00	56.50
15	Baptiste	Schwechler	2006	GASF Romont	4.10	11.60	1.70	6.00	2.10	8.80	2.20	9.80	2.80	9.80	1.70	10.30	56.30
16	Emanuele	Maier	2008	TV Kaufleute Solothurn	-	-	3.50	11.20	2.20	9.95	-	-	3.00	10.45	2.40	10.10	41.70

# Rangliste P6

**2022**

Rang	Vorname	Name	Jg	Verein	D		D		D		D1 D2		D		D		Punkte
					D	Note	D	Note	D	Note	Note	Note	Note	Note			
* 1	Silas	Fricker	2005	Biberist aktiv!	4.10	11.60	4.00	10.30	3.80	11.95	4.00	12.60	4.00	13.05	4.20	12.00	71.50
* 2	Nico	Oberholzer	2006	TV Opfikon-Glattbrugg	3.90	11.60	4.20	11.65	2.80	11.20	4.00	12.70	3.60	9.85	4.20	12.40	69.40
* 3	Kevin	Buckley	2005	SFG Chiasso	3.50	8.00	4.50	12.65	4.00	12.35	4.00	12.50	4.40	12.20	4.00	11.50	69.20
* 4	Anthony	Rodriguez	2005	Gym Serrières	3.70	11.00	2.50	7.50	2.80	10.60	4.00	12.30	3.30	10.50	3.30	10.40	62.30
* 5	Michel	Furrer	2006	STV Ballwil	3.30	9.60	3.20	7.00	3.00	10.50	2.40	11.00	3.30	10.50	3.40	11.40	60.00
* 6	David	Demartini	1994	FSG Montreux	3.20	9.60	2.40	4.10	3.10	10.45	3.20	11.60	2.40	11.60	2.80	10.90	58.25
* 7	Alain	Bregenzer	2006	STV Rickenbach LU	3.80	10.80	-	-	3.10	10.90	3.20	11.90	2.30	10.95	2.40	10.20	54.75
* 8	Florian	Keller	2006	SVD Diepoldsau-Schmitte	-	-	4.30	8.45	3.80	10.70	4.00	12.00	3.50	12.00	2.40	8.80	51.95
9	Timon	Erb	2006	Stadtturnverein Wil	-	-	3.80	10.75	3.70	11.70	4.00	12.90	3.70	12.25	-	-	47.60
10	Carlo	Riesco	2006	TV Wädenswil	-	-	3.80	11.65	3.90	11.70	-	-	3.60	11.95	3.40	11.60	46.90
11	Benjamin	Pfyffer	2002	TV Hegi	4.40	10.40	4.90	12.25	-	-	4.00	13.10	4.50	10.55	-	-	46.30
12	Timi	Bühlmann	2006	KTTV Ebikon	3.40	11.00	3.30	9.35	3.70	11.95	4.00	11.80	-	-	-	-	44.10
FR 13	Côme	Magne	2003	FSG Fribourg	2.50	9.50	1.60	1.30	2.10	9.70	1.60	10.10	2.50	10.90	1.00	-	41.50
14	Corentin	Caillaud	2004	Gym Serrières	-	-	2.50	6.40	3.60	10.30	-	-	2.60	11.55	2.00	9.80	38.05
15	Niccolò	Scornaienghi	2005	SFG Lugano	-	-	3.50	10.65	-	-	-	-	3.60	12.55	3.60	11.60	34.80
16	Damiano	Ponzio	2006	SFG Bellinzona	-	-	-	-	3.80	11.95	0.00	-	4.00	10.05	-	-	22.00



# Rangliste OP

## 2022

Rang	Vorname	Name	Jg	Verein	D		Note		D		Note		D1 D2 Note			D Note		D Note		Punkte
					D	Note	D	Note	D1	D2	Note	D	Note	D	Note					
* 1	Alessandro	Signoroni	2003	TV Bellach	3.90	11.30	-	-	4.40	12.40	2.40	11.20	3.20	12.40	-	-	-	-	47.30	
* 2	Lukas	Ulrich	2005	STV Eien-Kleindöttingen	3.80	11.50	-	-	2.70	11.40	3.20	12.20	3.00	11.80	-	-	-	-	46.90	
* 3	Janik	Mann	2006	STV Langendorf	4.00	11.20	-	-	-	-	4.00	12.60	3.40	12.20	3.60	10.50	-	-	46.50	
* 4	Justin	Freiburghaus	2006	TV Wolfwil	3.70	11.30	-	-	2.30	10.10	3.20	12.10	3.00	12.30	-	-	-	-	45.80	
* 5	Luan	Mann	2008	STV Langendorf	3.60	10.70	-	-	-	-	2.40	10.60	3.00	12.10	2.50	10.60	-	-	44.00	
* 6	Gianluca	Hartmann	2005	STV Lenzburg	-	-	2.20	9.25	3.00	10.90	2.40	10.70	2.50	11.35	-	-	-	-	42.20	
* 7	Elia	Wettstein	2004	TSV Rohrdorf	3.40	10.10	-	-	-	-	2.20	10.90	2.40	10.20	2.10	10.30	-	-	41.50	
* 8	Luis	Harder	2004	TSV Rohrdorf	-	-	-	-	2.10	8.40	3.20	11.80	2.30	9.60	2.30	9.00	-	-	38.80	
FR * 9	Cédric	Stattenberger	2005	TSV Gurmels	2.40	9.60	-	-	1.80	8.30	1.60	10.60	2.30	9.50	-	-	-	-	38.00	
* 10	Thomas	Ansermet	1997	FSG Fribourg	1.60	5.50	-	-	2.30	9.80	1.80	10.70	2.30	10.50	-	-	-	-	36.50	
11	Elouan	Fivaz	2007	FSG Montreux	2.10	9.00	1.70	7.50	1.60	8.80	1.60	10.70	-	-	-	-	-	-	36.00	
12	Dimitri	Loukidis	1998	FSG Fribourg	2.30	8.50	2.30	7.20	2.80	8.60	1.60	10.90	-	-	-	-	-	-	35.20	
13	Cédric	Demartini	2004	FSG Montreux	2.10	9.00	-	-	1.60	8.10	1.60	10.60	2.00	6.05	-	-	-	-	33.75	
BE 14	Marius	Buholzer	2007	Gym Berner Oberland	-	-	-	-	2.30	9.30	1.60	10.70	1.40	4.40	1.80	5.50	-	-	29.90	
15	Nicola	Jenny	2006	TV Wünnewil	2.00	6.20	-	-	1.50	4.00	1.60	10.70	1.70	7.40	-	-	-	-	28.30	
16	Tim	Winiger	2008	TV Wünnewil	2.00	5.10	-	-	1.50	4.80	1.60	10.40	2.00	6.00	-	-	-	-	26.30	
17	Malo	Fivaz	2009	FSG Montreux	2.00	4.70	1.50	0.95	1.60	7.10	1.60	10.10	-	-	-	-	-	-	22.85	
18	Sven	Eggenschwiler	2007	TSV Gurmels	2.00	4.40	-	-	1.40	2.00	1.60	9.60	1.90	1.30	-	-	-	-	17.30	
	Thibaud	Godel	2005	GASF Romont	-	-	-	-	-	-	-	-	-	-	-	-	-	-	-	